

Interior 2.3 Essential

Color Chart | March 2025



For you to create




Fundermax

:: Fundermax Decor Overview

			M082 Max HPL Only Magnetic White	M002 Max HPL Only Topmatte Aluminium	M001 Max HPL Only Natural Aluminium	M003 Max HPL Only Aluminium Stainless Steel Nuance	O112 Max HPL Only Top White	1630 Max HPL Only Expo-Star
2306 Glacier White	0606 Arctic White	2313 Ceramic White	2286 White Syringa	2194 Pastel White	2296 Snow White	0085 White	0733 Hygienic White	0851 Winter White
0077 Charcoal	0746 Hygienic Grey	1203 Grey	0730 Ash Grey	0753 Cool Grey Medium	0741 Birch Grey	0747 Medium Grey	0900 Dark Cyber Grey	0070 Carbon Grey
0768 Sparrow	2289 Tortora	0743 Light Stone Grey	0742 Pebble Grey	0071 Fresco	0756 Warm Grey Medium	2379 Pepper	0755 Warm Grey Dark	0889 Everglades
2206 Fango	0144 Costa	0066 Sand	0624 Light Beige	0081 Alpaca	0098 Mandola	0627 Hygienic Beige	0319 Cappuccino	0153 Burano
0080 Black	0759 Graphite Black	0075 Dark Grey	0761 Neutral Grey Dark	0762 Neutral Grey Medium	0074 Pastel Grey	0693 Orchid	0018 Divaro	0854 Chocolate Mauve
0059 Dark Green	0662 Jade Green	0663 Reseda Green	2182 Verduro	0024 Vivo	0725 Yellowish Green	0630 Sea Green	0042 Marino	2370 Slate Green
2215 Orange Red	0682 Orange	0011 Mandarin	0010 Mango	0865 Lemon	0635 Naples Yellow	2124 Camomile	0667 Passion	0864 Mustard

0645 Tobacco	0174 Terrana	0648 Dark Brown	0875 Chocolate Brownie	0863 Dark Siena	0862 Light Siena	0873 Red Pepper	0871 Dark Saffron	5032 Cinnamon
0013 Minola	0661 Terracotta	0874 Maroon	0210 Intensive Red	0067 Red	0318 Ruby Red	0021 Mona Lisa	0842 Blackberry Cupcake	0843 Midnight Plum
0850 Green Valley	0893 Emerald Green	0591 Fir Green	0592 Kiwi Green	0849 Frosted Green	0623 Green	2126 Aqua	0876 Frosted Teal	0617 Petrol Green
0706 Glacier Blue	0712 Steel Blue	0023 Lamar	0237 Gentian Blue	0717 Atlantic	0848 Blue Jelly	2369 Black Blue	0702 Night Blue	0718 Arctic
0814 Canto Elm	4060 Quebec Elm	0911 Cream Lakeside Larch	0186 Margo Birch	0179 Lunara Maple	0912 Sand Lakeside Larch	0102 Plain Maple	0171 Tundra Birch	0412 Danube Maple
4037 Maryland Oak	0839 Cognac Aurora Oak	0175 Knot Fir	0943 Peachy Flamingo Pear	0047 Wild Beech	0125 Natural Oak	0157 Obir Beech	0291 Corpus Beech	0048 Cognac Oak
0913 Natural Lakeside Larch	0921 Brown Silver Fir	0920 Natural Silver Fir	0914 Brown Lakeside Larch	4073 Newport Oak	0948 Honey Amadeo Oak	0290 Akari Oak	0600 Columbus Ash	4057 Canadian Oak
0637 Cavalli Chestnut	0320 Sereno Oak	0939 Honey Cottage Oak	0877 Light Sawcut Oak	4044 Dakar Cherry	0947 Sand Amadeo Oak	0813 Rocco Beech	0638 Ramos Oak	0665 Atram Oak



* Note: For woodgrains, the decor goes in a lengthwise direction (please consider when arranging and cutting). Colors are approximate. Please visit our website and order decor samples for the most accurate representation.


Interior 2.3 Essential Products

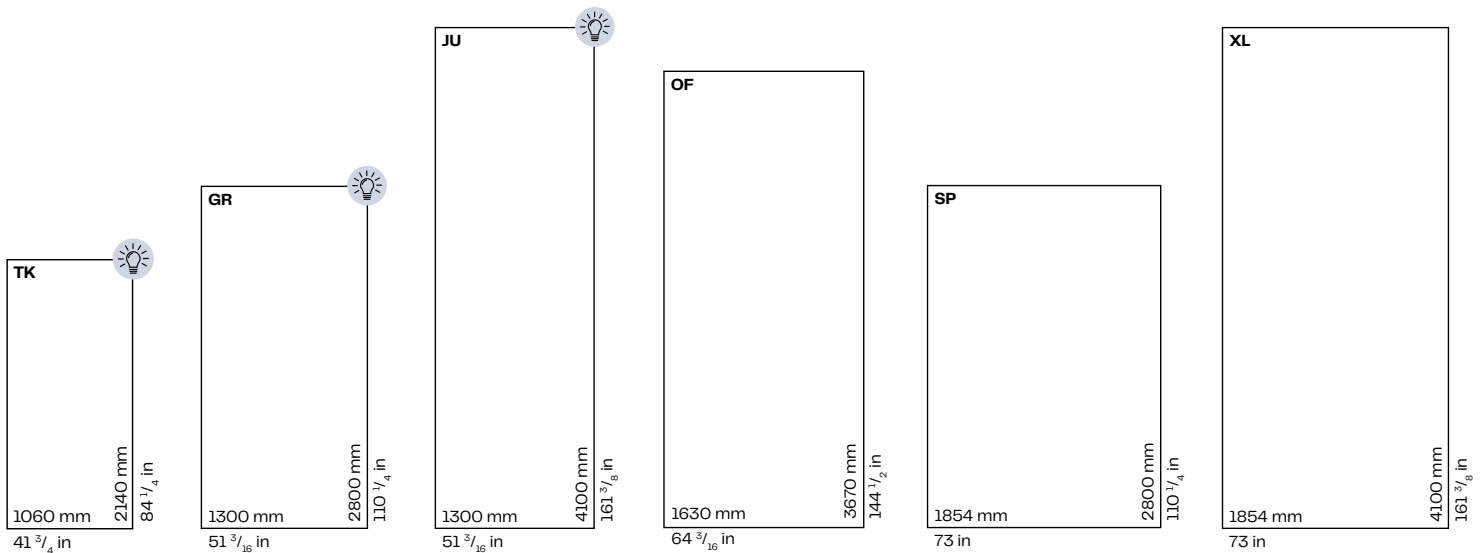
Max HPL – a high-pressure thin laminate according to EN 438-3, Type HGS, with a standard thickness of 1mm.

Format	Thicknesses	Tolerances (EN 438-3)	Core
TK: 2140 x 1060 mm = 2.27 m ² 84-1/4 x 41-3/4 in = 24.43 ft ²	1.0 mm 1/32 in	1.0 mm 1/32 in ± 0.10 mm 1/256 in	Brown (decor 0080 = black core) White (decor 0085)
GR: 2800 x 1300 mm = 3.64 m ² 110-1/4 x 51-3/16 in = 39.18 ft ²			
JU: 4100 x 1300 mm = 5.33 m ² 161-3/8 x 51-3/16 in = 57.37 ft ²			

Max Compact Interior – highly durable high-pressure laminates with decorative surfaces on both sides according to EN 438-4, Type CGS, produced under high temperature and high pressure presses.

Format	Thicknesses	Tolerances (EN 438-4)	Core
GR: 2800 x 1300 mm = 3.64 m ² 110-1/4 x 51-3/16 in = 39.18 ft ²	2.0 mm 3/32 in 3.0 mm 1/8 in 4.0 mm 5/32 in	2.0 mm 3/32 in ± 0.20 mm 1/128 in 3.0 mm 1/8 in ± 0.30 mm 3/256 in 4.0 mm 5/32 in ± 0.30 mm 3/256 in	Black (standard) Deep Black Core (JU only) Black F-Quality
JU: 4100 x 1300 mm = 5.33 m ² 161-3/8 x 51-3/16 in = 57.37 ft ²	6.0 mm 1/4 in 8.0 mm 5/16 in 10.0 mm 3/8 in 12.0 mm 15/32 in	6.0 mm 1/4 in ± 0.40 mm 1/64 in 8.0 mm 5/16 in ± 0.50 mm 5/256 in 10.0 mm 3/8 in ± 0.50 mm 5/256 in 12.0 mm 15/32 in ± 0.60 mm 3/128 in	White (decor 0085) Pastel Grey (decor 0074) Charcoal Grey (decor 0077)
OF: 3670 x 1630 mm = 5.98 m ² 144-1/2 x 64-3/16 in = 64.37 ft ²	13.0 mm 1/2 in 16.0 mm 5/8 in 18.0 mm 11/16 in 19.0 mm 3/4 in 20.0 mm 13/16 in	13.0 mm 1/2 in ± 0.60 mm 3/128 in 16.0 mm 5/8 in ± 0.70 mm 7/256 in 18.0 mm 11/16 in ± 0.70 mm 7/256 in 19.0 mm 3/4 in ± 0.80 mm 1/32 in 20.0 mm 13/16 in ± 0.80 mm 1/32 in	
SP: 2800 x 1854 mm = 5.19 m ² 110-1/4 x 73 in = 55.88 ft ²			
XL: 4100 x 1854 mm = 7.60 m ² 161-3/8 x 73 in = 81.82 ft ²	(SP only until 13.0 mm)		

 = Individual Print available



* Note: All Exterior 2.3 Essential Collection decors are available as Max HPL and Compact Interior panels in 2800x1300mm (GR) format and in the FH surface finish.

Interior 2.3 Essential Surface Finish Options

Unique surfaces combined with diverse decors – tailor-made for your next project!

From trusted classics like the Fine Hammered (FH) finish to expressive wood textures, and even the Aptico (AP) finish with an anti-fingerprint effect, Fundermax offers a diverse selection of high-quality surfaces.

Let us inspire you and discover the perfect combination of surface and decor to give your project that extra something.

Surface matrix

Surface	Max HPL	Max Compact Interior
AP = Aptico	■	■
FH = Fine Hammer Embossed	■	■
GA = Grafica	■	
IM = Immago	■	
Individuadecor	■	■
LI = Lignum	■	
MI = Mito	■	
MT = Matte	■	■
NA = Natura	■	
NI = Nice	■	
PM = Pore Matte	■	
RM = Real Matte	■	
SG = Supergloss	■	■
SU = Structura	■	
TE = Texta	■	

AP Aptico | Max HPL & Max Compact Interior

This matte surface stands out for its high quality due to the anti-fingerprint effect. The technology has been patented. AP Aptico is easy to maintain and process.

FH Fine Hammered | Max HPL & Max Compact Interior

FH Fine Hammered is versatile and therefore one of the most popular surfaces. It visually blends subtly into its surroundings, is resistant, and easy to clean.

MT Matte | Max HPL & Max Compact Interior

This matte surface captures the spirit of the times. MT Matte impresses with its velvety and uniform texture.

SG Spiegelglanz (Mirror Gloss) | Max HPL & Max Compact Interior

SG Mirror Gloss impresses with its elegant and noble appearance. The gloss enhances the color effect of the decors significantly.

GA Grafica | Max HPL Only

GA Grafica is versatile and can be used in various applications. Characteristic of this surface is the rough, mineral texture combined with a matte, organic look reminiscent of a spatula texture.

IM Immago | Max HPL Only

IM Immago is all about exceptional craftsmanship. This surface transfers the visual and tactile characteristics of concrete formwork boards to various room applications.

LI Lignum | Max HPL Only

Characteristic of the LI Lignum surface is a very elegant and natural woodgrain combined with a raised, inverse pore structure.

MI Mito | Max HPL Only

The distinctive and deep grooves of MI Mito are inspired by carved wood. As a representative of this artistry, the surface is perfect for creating a warm and natural atmosphere.

NA Natura | Max HPL Only

NA Natura is a delicate wood surface with a velvety texture. The wood pores are irregularly and unevenly arranged, creating a timeless appearance.

NI Nice | Max HPL Only

The characteristic depth effect of NI Nice is achieved through the smart mix of glossy and matte areas. NI Nice takes decor to a whole new level – more realistic than ever before with the appearance and texture of a veneer.

PM Pore Matte | Max HPL Only

This surface is universally applicable to wood decors. PM Pore Matte harmonizes with rustic as well as elegant woods. A soft and natural texture distinguishes this surface.

RM Real Matte | Max HPL Only

RM Real Matte is highly resistant and embodies the matte trend in a youthful and smart way. Real Matte is in vogue – the texture is crucial and adds character.

SU Structura | Max HPL Only

A classic with an almost linear striped pattern and a distinctive appearance. SU Structura achieves its special depth effect through the interplay of matte and glossy finishes.

TE Texta | Max HPL Only

TE Texta brings style to any interior. The design is based on shantung silk and impresses in various designs. Subtle light reflections add glamour to any space. The direction of the surface texture of TE Texta is transverse.



Order Interior Samples



Interior Delivery Program



Fundermax North America, Inc.

9401-P Southern Pine Blvd., Charlotte, NC 28273

(980) 299 0035 | contactFNA@fundermax.biz

Follow us: @fundermaxna | www.fundermax.us

MEMBER OF *Constantia* INDUSTRIES

Updated March 2025 | For the most up-to-date color options, please visit our website.